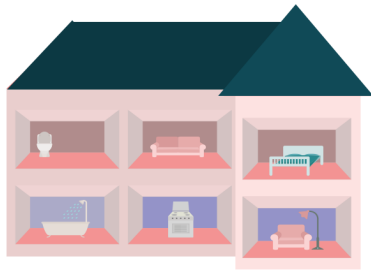


sample taking dust



Wartezeit



What can you analyze?

You can examine individual rooms or take a series of samples throughout the whole house.

First step!

Vacuum your apartment thoroughly. Get rid of all the old dust.

Waiting time

Wait 7 days. Do not vacuum during this time. Use your apartment as usual.



min. 1 g



And then?

Take the bag from the vacuum cleaner and transfer the dust onto a piece of aluminum foil. Wrap the dust sample into the foil.

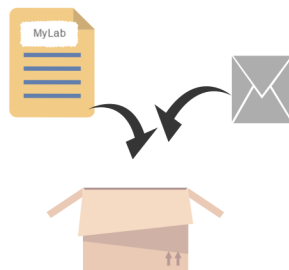
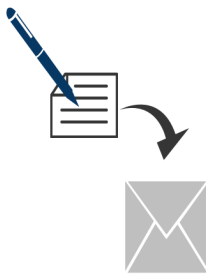
How much dust?

For the analysis we need about 1gr.

Next step.

Insert a fresh vacuum cleaner bag in the vacuum cleaner.

Now vacuum in an area away from the entries so that you don't get sand and dirt from outside.



What next?

It is important that you indicate what place each sample originates from. If there is a mixed sample, you should note all places it has been taken from.

Finally!

Place the sample and order form from my-lab or a note with the order number in a package and send it to us.

my-lab International

Your sample will be analyzed and we will create an easily understandable report. The report will be sent by e-mail a few days after receipt of the order.